

iPAD APPS FOR MAKING LEARNING POSSIBLE

READING



€16.99
AGE RANGE: 6+

Voice Dream Reader

Voice Dream Reader is a must have app for students struggling with reading. It reads aloud text that can be pulled from pdfs, web browsers, Word documents and online storage. The whole experience can be customised for the student, including the voice, speech rate, sentence pause, visual layout (background colour) and even the font type (Open Dyslexic).

One key stand out feature is the "Lines Visible" option - you can control the amount of content displayed for a student who struggles to follow a line of text, this is super.

READING



€7.99
AGE RANGE: 6+

ClaroPDF

Claro PDF will allow students to access books that are in PDF format. It contains a build-in reader and has a highlighting function. It allows materials to be opened from all online storage. Users can choose from a choice of voices, a speed of voice and a colour of highlighting according to their preference.

READING



€10.99
AGE RANGE: 6+

Claro ScanPen

Students can use Claro ScanPen to take a quick photo of a document and have it read back to them directly. Once the image is taken, just select/tap the text with your finger (or stylus), and hear it spoken straight back. This app is very useful for students who might struggle with reading and want something read quickly. All settings can be changed to suit student's preferences.

** You can buy a bundle of [ScanPen and ClaroPDF](#) at a reduced price here

READING



€5.99
AGE RANGE: 6+

Speaky

Speaky is a useful app that helps students have web content read back to them. Any article on the web can be saved and read later, the voice type and speed can then be updated to suit the student's preferences. It also allows for materials to be saved to iCloud, so any device can use the files saved. Some parent input maybe required to get setup.



READING



FREE
€8.97 MONTHLY
AGE RANGE: 6+

Audible

The **Audible app** has a great selection of audio books and is a very useful service for students who might not read that much. It is a subscription service, so you pay per book download and they can be accessed from a number of devices.

More info here: www.audible.com

READING



€10.99
AGE RANGE: 6+

Prizmo

Prizmo is a universal photo-based scanner (OCR) app that lets you scan and recognise text on a document. This can be very helpful with class handouts, they can be scanned and the text interpreted in one go. Parental help may be required here at the beginning. It is important that images of the page to be read are clear.

TEXT TO SPEECH



FREE
€1.99 MONTHLY
OR €9.99 YEARLY

AGE RANGE: 8+

Capti Voice

With **Capti Voice**, students can sign up for a free account. They can import content from Safari, Dropbox, Email, and Google Drive. Students can save content from a web browser on a computer, and the app will automatically upload it to their playlist (a parent/teacher could do this). Students can tap and hold on a word or phrase to open more options within the app: copy, select all, define, share, jump here, translate, or annotate (with the premium version). One of the best text to speech apps on the market.

WRITING



SnapType Pro

SnapType Pro allows students to work on workbooks and photocopied worksheets – by letting them fill them in on the iPad, students can overlay textboxes on the images and work from there. Once finished, they can print, save it or send it to their teacher. Great for those that find hand-writing difficult.

FREE
PRO - €4.99
AGE RANGE: 6+

WRITING



Ginger Page Writing

Ginger Page allows students to write better and has a super built-in spellchecker. It has sentence rephrasing and built-in text to speech. A great app to help with students who may struggle with writing and using words outside of those they can spell.

FREE
PRO - €4.49
AGE RANGE: 6+

WRITING



Inku - tool for dyslexia

inku is an intuitive and powerful app that helps students write without spelling errors. The app allows a student to type a message using phrase prediction, which learns their pattern of use, making writing even faster. It also has an advanced spell-checking system and speech recognition that allows the student to speak in the word they want to use.

€16.99
AGE RANGE: 8+



NOTETAKING



€10.99

AGE RANGE: 12+

Notability

Notability is a very useful app to take notes and record audio at the same time, notes can be taken and stored on cloud storage. Notes can then be organised and shared. Great for students who may struggle to get everything from the board. This app is great for all age group, from late primary to college.

NOTETAKING



FREE

AGE RANGE: 8+

Office Lens

Office Lens trims, enhances and makes pictures of whiteboards and documents readable. Office Lens can convert images to editable Word and PowerPoint files. This is one of my go to apps, you can annotate your photos using the inking tool and it all syncs up to OneNote or other cloud storage.

MATHS




€3.49

AGE RANGE: 6+

MyScript Calculator

MyScript Calculator has many uses and appeals to a variety of age ranges and skill levels. The free version is enough for younger kids doing single-step problems, but it also has complicated calculation features that are suited for advanced math. Older students in secondary school who are learning difficult math concepts could use it to check their work.

MATHS



FREE

AGE RANGE: 6+

PhotoMaths

Simply point your camera toward a math problem and **Photomath** will magically show the result with a detailed set of step-by-step instructions. Great app to get students moving on Maths problems. It works with hand-writing and graphs too.

STORYTELLING




FREE

AGE RANGE: 4 - 11

ChatterPix

Chatterpix can make anything talk - pets, friends, doodles, and more! Simply take any photo, draw a line to make a mouth, and allow the student record their voice over it, then save it to the camera roll. It is a great starting point to develop some language and expression for students.

STORYTELLING



FREE

€5.49


AGE RANGE: ALL

Book Creator

Book Creator is the simple way to allow students create their own e-books. This a great way to allow students to take control and tap into their creative side. It might be a nice way for students to take notes or present a class project for example.



MINDMAPPING



MindMeister


MindMeister lets students create, edit and share their mind maps on the go and synchronise them with cloud storage. This is very useful to plan out both essays and study sessions. It is free to start, however there are in-app purchases.

FREE

€4.99 MONTHLY

AGE RANGE: 8+

TIME MGT



Flat Tomato

The **Flat Tomato app** is a beautifully designed timer for students who want to avoid distractions and get more done! It is based on the Pomodoro technique, which gets students to work in intervals of up to 25 minutes and take a break for 5 minutes in-between. Useful for homework time, you can reduce the time blocks as required.

FREE

AGE RANGE: 6+

TOUCH TYPING



TapTyping


TapTyping is great to improve touch typing, it tests students keyboard skills and typing speed. It is worth upgrading to the paid version for all the extra materials. Best to use it with a Bluetooth keyboard if possible also.

FREE / €4.99

AGE RANGE: 6+



LITERACY



€10.99

AGE RANGE: 7 - 16

Dyslexia Quest

Dyslexia Quest is lovely game for students, each game will test memory and learning skills. The Yeti Master will explain signs of dyslexia. A profile is setup and age ranges can be select, so it can be used for students from 7 + years. It is a little expensive, but allows parents to monitor progress over time.

STORAGE



FREE

AGE RANGE: ALL

Google Drive

Google Drive allows students to access and share documents easily on their iPad. All their files in Google Drive are backed up safely so that they can't lose them. Students can view and access their files from any device and can share homework with teachers or parents can see what work is done.

DO YOU NEED MORE GUIDANCE ON USING AN iPad?

If you require more information on how to use an iPad, apps or the built-in features, we have a course that is especially designed for you. It is video based and will guide you through the process of setting up an iPad, selecting the correct settings and covers a number of apps to help your child with reading and writing.

Getting Started with the iPad is a self-guided online course that teaches you the skills necessary to use the iPad to support your child in school.

**THIS COURSE
IS FOR YOU
IF:**

- » You've been advised to get an iPad to support your child's learning difficulty/disability
- » Your child recently got an iPad and needs to use it for schoolwork
- » Your child already has an iPad, but only uses it for social media or games
- » You're intimidated by the iPad or unsure of how to get started

Find out more about the iPad course